

# CURRENT TRANSFORMERS

Models 21, 22, 24, 25

Window Diameters:

1.25", 1.63", 2.0", 2.5", 3.13"

**Application:**  
Relaying and Metering

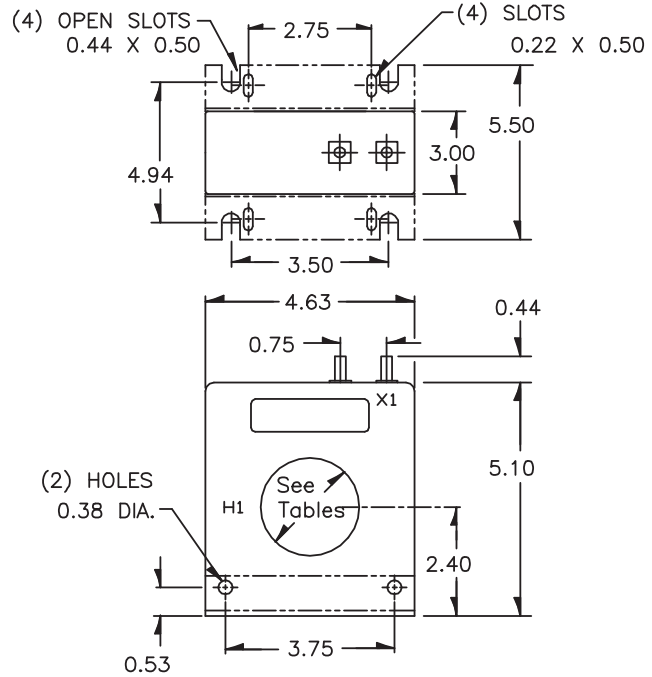
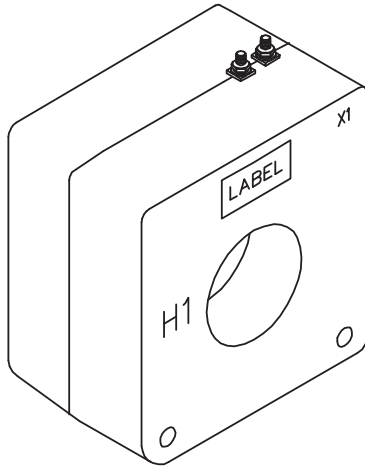
**Frequency:**  
50 - 400 Hz

**Insulation Level:**  
600 Volts, 10 kv BIL full wave

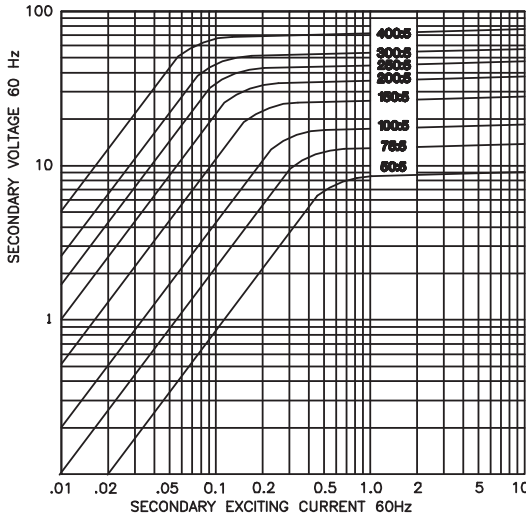
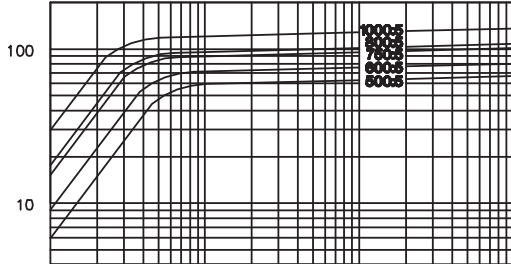


E228202

- Terminals are brass studs No. 8 - 32 with one flat washer, lockwasher and regular nut.
- Multi-ratios available
- Order mounting bracket kit I separately.
- Approximate weight: 10 lbs.



EXCITATION CURVE



## CURRENT TRANSFORMER MODEL 21

Window Diameter 1.25"

Approximate weight: 10 lbs.

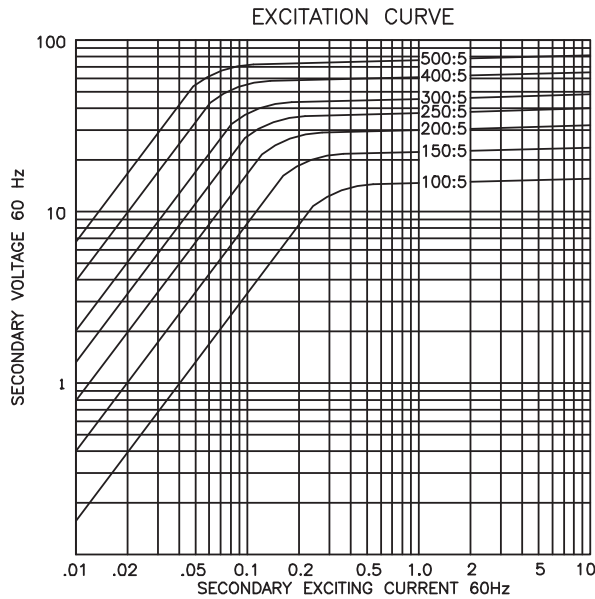
CATALOG NUMBER	CURRENT RATIO	RELAY CLASS	ANSI METERING CLASS AT 60 Hz					SECONDARY WINDING RESISTANCE (OHMS @ 75 ° C)	CONTINUOUS THERMAL RATING FACTOR	
			B0.1	B0.2	B0.5	B0.9	B1.8		@30°C	@55°C
			21 - 500	50:5	-	1.2	2.4		-	-
21 - 750	75:5	C10	0.6	1.2	2.4	4.8	-	0.042	2.0	2.0
21 - 101	100:5	C10	0.6	1.2	1.2	2.4	4.8	0.063	2.0	2.0
21 - 151	150:5	C20	0.3	0.6	0.6	1.2	2.4	0.098	2.0	1.5
21 - 201	200:5	C20	0.3	0.3	0.6	0.6	1.2	0.126	2.0	1.5
21 - 251	250:5	C20	0.3	0.3	0.3	0.6	1.2	0.158	1.5	1.5
21 - 301	300:5	C20	0.3	0.3	0.3	0.3	0.3	0.168	1.5	1.33
21 - 401	400:5	C50	0.3	0.3	0.3	0.3	0.3	0.253	1.5	1.0
21 - 501	500:5	C20	0.3	0.3	0.3	0.3	0.6	0.283	1.5	1.0
21 - 601	600:5	C50	0.3	0.3	0.3	0.3	0.3	0.339	1.33	1.0
21 - 751	750:5	C50	0.3	0.3	0.3	0.3	0.3	0.424	1.0	0.8
21 - 801	800:5	C50	0.3	0.3	0.3	0.3	0.3	0.452	1.0	0.8
21 - 102	1000:5	C100	0.3	0.3	0.3	0.3	0.3	0.565	1.0	0.8

# CURRENT TRANSFORMER

Model 22

Window Diameter 1.63"

Approx. weight 9 lbs.



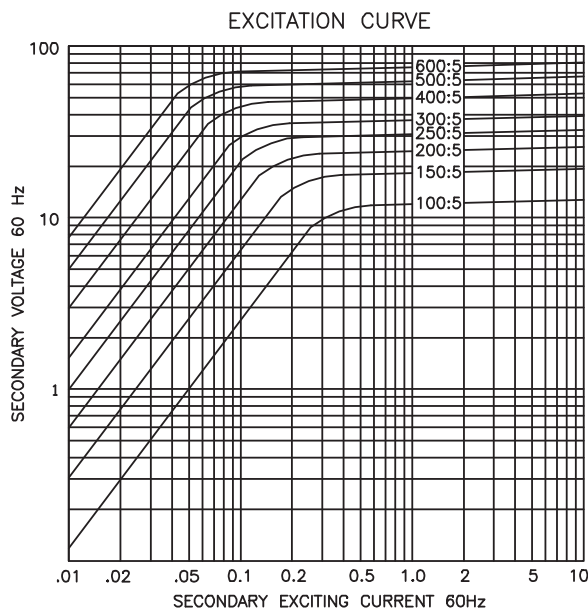
CATALOG NUMBER	CURRENT RATIO	RELAY CLASS	ANSI METERING CLASS AT 60 Hz					SECONDARY WINDING RESISTANCE (OHMS @ 75 ° C)	CONTINUOUS THERMAL RATING FACTOR	
			B0.1	B0.2	B0.5	B0.9	B1.8		@30°C	@55°C
22-101	100:5	C10	0.6	1.2	2.4	2.4	4.8	0.060	2.0	2.0
22-151	150:5	C10	0.3	0.6	1.2	1.2	2.4	0.090	2.0	2.0
22-201	200:5	C20	0.3	0.3	0.6	1.2	1.2	0.120	2.0	1.5
22-251	250:5	C20	0.3	0.3	0.6	0.6	1.2	0.150	1.5	1.5
22-301	300:5	C20	0.3	0.3	0.3	0.6	0.6	0.180	1.5	1.33
22-401	400:5	C20	0.3	0.3	0.3	0.3	0.6	0.241	1.5	1.0
22-501	500:5	C50	0.3	0.3	0.3	0.3	0.3	0.301	1.5	1.0

# CURRENT TRANSFORMER

Model 23

Window Diameter 2.00"

Approx. weight 8.5 lbs.



CATALOG NUMBER	CURRENT RATIO	RELAY CLASS	ANSI METERING CLASS AT 60 Hz					SECONDARY WINDING RESISTANCE (OHMS @ 75 ° C)	CONTINUOUS THERMAL RATING FACTOR	
			B0.1	B0.2	B0.5	B0.9	B1.8		@30°C	@55°C
23-101	100:5	-	0.6	0.6	2.4	4.8	-	0.051	2.0	2.0
23-151	150:5	C10	0.6	0.6	0.6	1.2	2.4	0.076	2.0	2.0
23-201	200:5	C10	0.3	0.6	0.6	1.2	2.4	0.114	2.0	1.5
23-251	250:5	C20	0.3	0.3	0.6	0.6	1.2	0.143	2.0	1.5
23-301	300:5	C20	0.3	0.3	0.3	0.6	1.2	0.171	1.5	1.33
23-401	400:5	C20	0.3	0.3	0.3	0.3	0.6	0.228	1.5	1.0
23-501	500:5	C20	0.3	0.3	0.3	0.3	0.3	0.286	1.5	1.0
23-601	600:5	C50	0.3	0.3	0.3	0.3	0.3	0.343	1.33	1.0

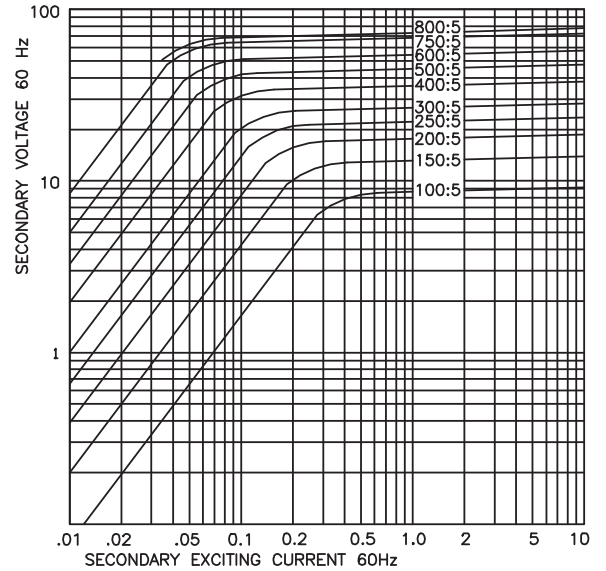
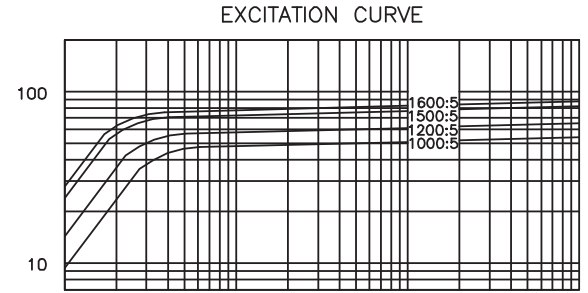
# CURRENT TRANSFORMER

Model 24

Window Diameter 2.5"

Approx. weight 6.5 lbs.

CATALOG NUMBER	CURRENT RATIO	RELAY CLASS	ANSI METERING CLASS AT 60 Hz					SECONDARY WINDING RESISTANCE (OHMS @ 75 ° C)	CONTINUOUS THERMAL RATING FACTOR	
			B0.1	B0.2	B0.5	B0.9	B1.8		@30°C	@55°C
24-101	100:5	-	0.6	1.2	2.4	4.8	-	0.046	2.0	2.0
24-151	150:5	-	0.6	0.6	1.2	2.4	4.8	0.069	2.0	2.0
24-201	200:5	C10	0.3	0.3	0.6	1.2	2.4	0.096	2.0	1.5
24-251	250:5	C10	0.3	0.3	0.3	0.6	1.2	0.118	2.0	1.5
24-301	300:5	C10	0.3	0.3	0.3	0.6	1.2	0.133	2.0	1.5
24-401	400:5	C20	0.3	0.3	0.3	0.6	0.6	0.212	1.5	1.0
24-501	500:5	C20	0.3	0.3	0.3	0.3	0.6	0.265	1.5	1.0
24-601	600:5	C20	0.3	0.3	0.3	0.3	0.3	0.317	1.33	1.0
24-751	750:5	C20	0.3	0.3	0.3	0.3	0.3	0.396	1.0	1.0
24-801	800:5	C20	0.3	0.3	0.3	0.3	0.3	0.423	1.0	0.8
24-102	1000:5	C10	0.3	0.3	0.3	0.3	0.3	0.446	1.0	0.8
24-122	1200:5	C10	0.3	0.3	0.3	0.3	0.3	0.535	1.0	0.8
24-152	1500:5	C10	0.3	0.3	0.3	0.3	0.3	0.669	1.0	0.6
24-162	1600:5	C10	0.3	0.3	0.3	0.3	0.3	0.713	0.8	0.6



# CURRENT TRANSFORMER

Model 25

Window Diameter 3.13"

Approx. weight 5.5 lbs.

CATALOG NUMBER	CURRENT RATIO	V.A. FOR ±1% CLASS	ANSI METERING CLASS AT 60 Hz					SECONDARY WINDING RESISTANCE (OHMS @ 75 ° C)	CONTINUOUS THERMAL RATING FACTOR	
			B0.1	B0.2	B0.5	B0.9	B1.8		@30°C	@55°C
25-201	200:5	10	0.6	0.6	1.2	2.4	4.8	0.081	2.0	2.0
25-251	250:5	15	0.3	0.3	1.2	1.2	2.4	0.108	2.0	1.5
25-301	300:5	20	0.3	0.3	0.6	1.2	2.4	0.129	2.0	1.5
25-401	400:5	30	0.3	0.3	0.6	0.6	1.2	0.194	1.5	1.33
25-501	500:5	45	0.3	0.3	0.3	0.6	1.2	0.243	1.5	1.0
25-601	600:5	60	0.3	0.3	0.3	0.3	0.6	0.292	1.33	1.0
25-751	750:5	75	0.3	0.3	0.3	0.3	0.6	0.364	1.0	0.8
25-801	800:5	80	0.3	0.3	0.3	0.3	0.3	0.389	1.0	0.8
25-102	1000:5	100	0.3	0.3	0.3	0.3	0.3	0.486	1.0	0.8
25-122	1200:5	75	0.3	0.3	0.3	0.3	0.3	0.389	1.0	0.8
25-152	1500:5	90	0.3	0.3	0.3	0.3	0.3	0.617	1.0	0.8
25-162	1600:5	95	0.3	0.3	0.3	0.3	0.3	0.658	1.0	0.6
25-202	2000:5	100	0.3	0.3	0.3	0.3	0.3	0.822	0.8	0.6

